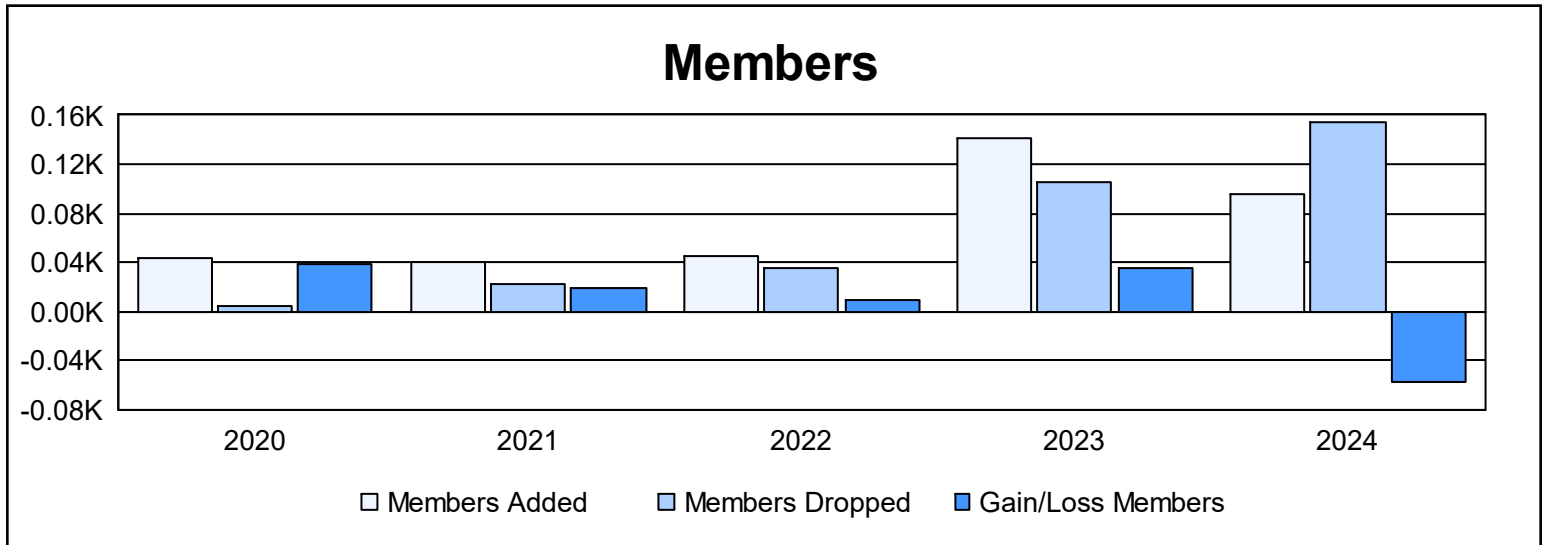
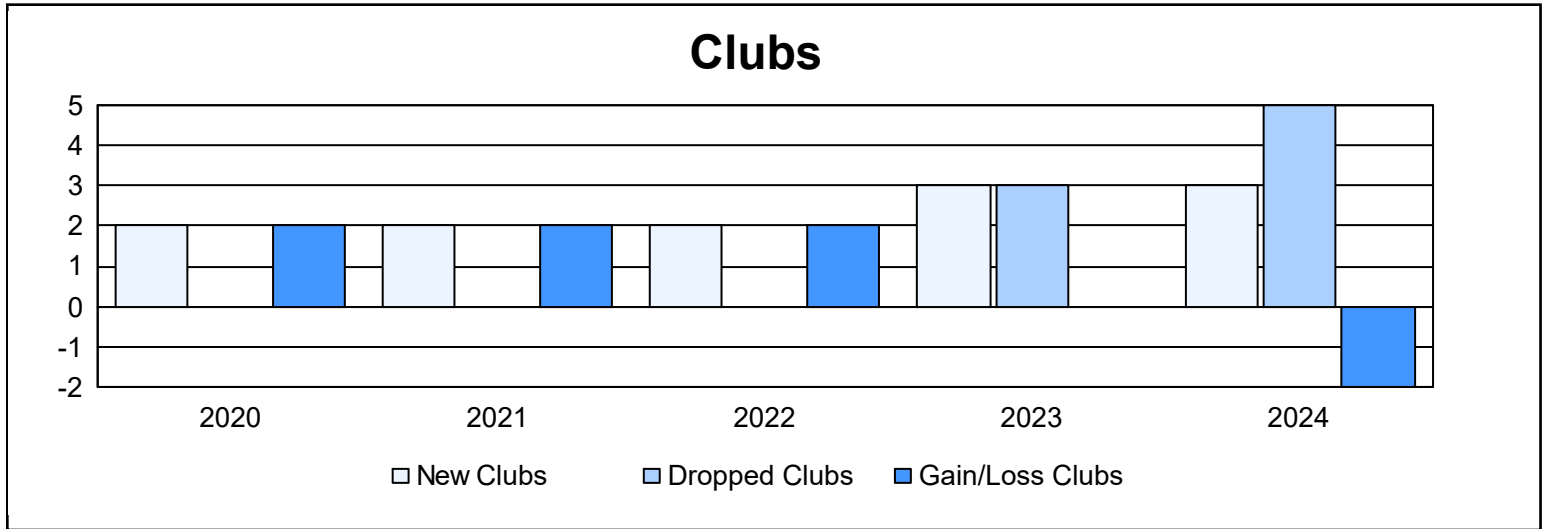
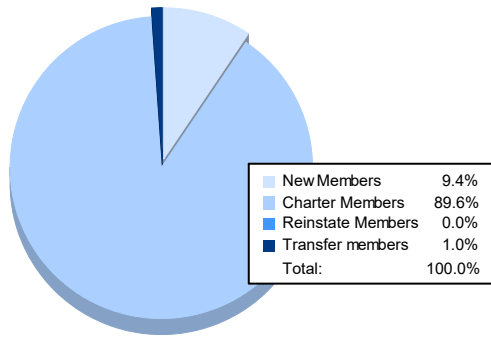


Year	New Clubs	Dropped Clubs	Gain/ Loss Clubs	New Members	Charter Members	Reinstate Members	Transfer Members	Total Member Added	Total Members Dropped	Gain/ Loss Members
2019-2020	2	0	2	1	42	0	0	43	4	39
2020-2021	2	0	2	0	41	0	0	41	22	19
2021-2022	2	0	2	2	43	0	0	45	36	9
2022-2023	3	3	0	72	69	0	0	141	105	36
2023-2024	3	5	-2	9	86	0	1	96	154	-58
<b>Average</b>	<b>2</b>	<b>2</b>	<b>1</b>	<b>17</b>	<b>56</b>	<b>0</b>	<b>0</b>	<b>73</b>	<b>64</b>	<b>9</b>



### Membership Composition June 2024 Cumulative



### Gender Composition June 2024 Cumulative

